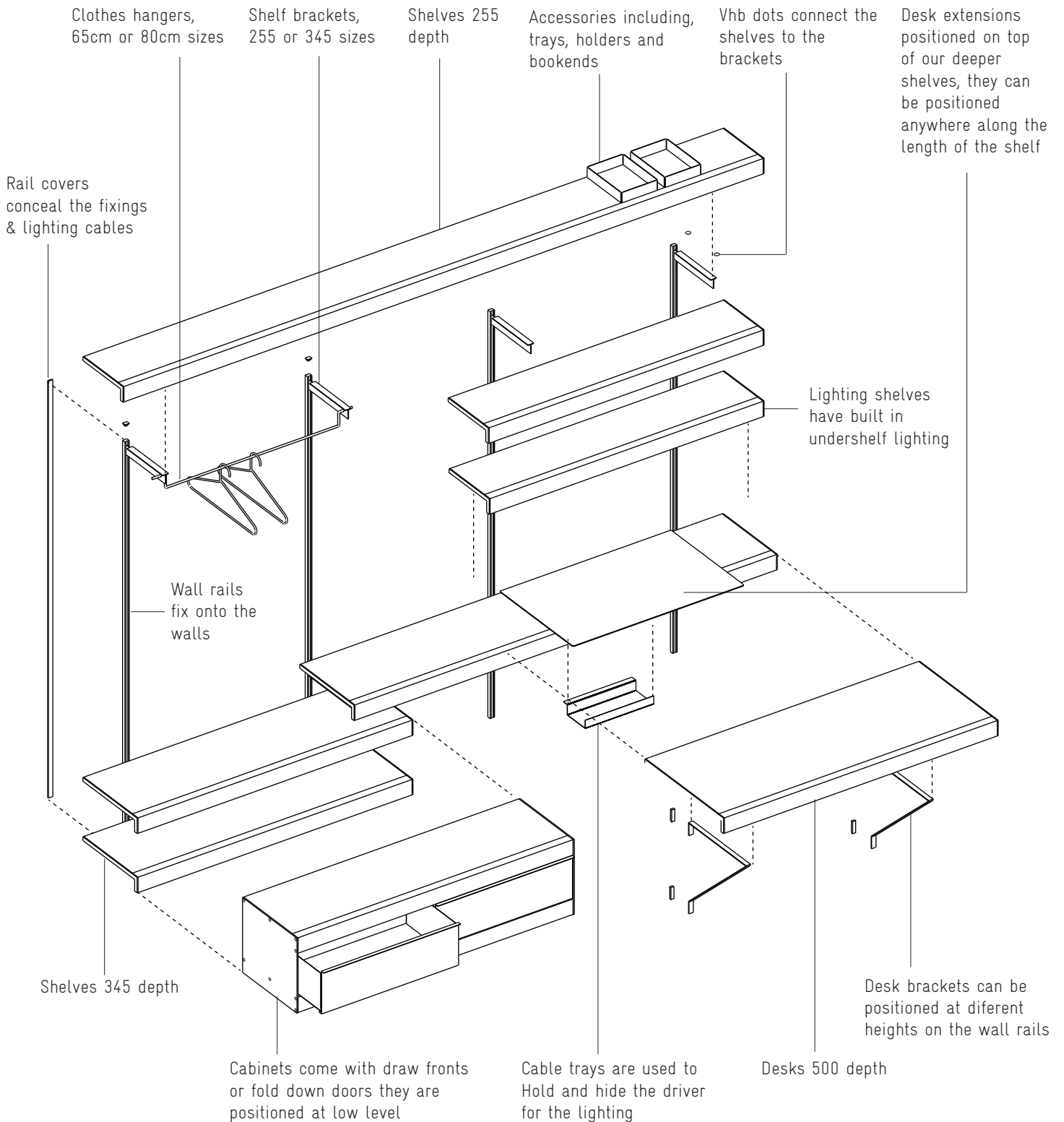


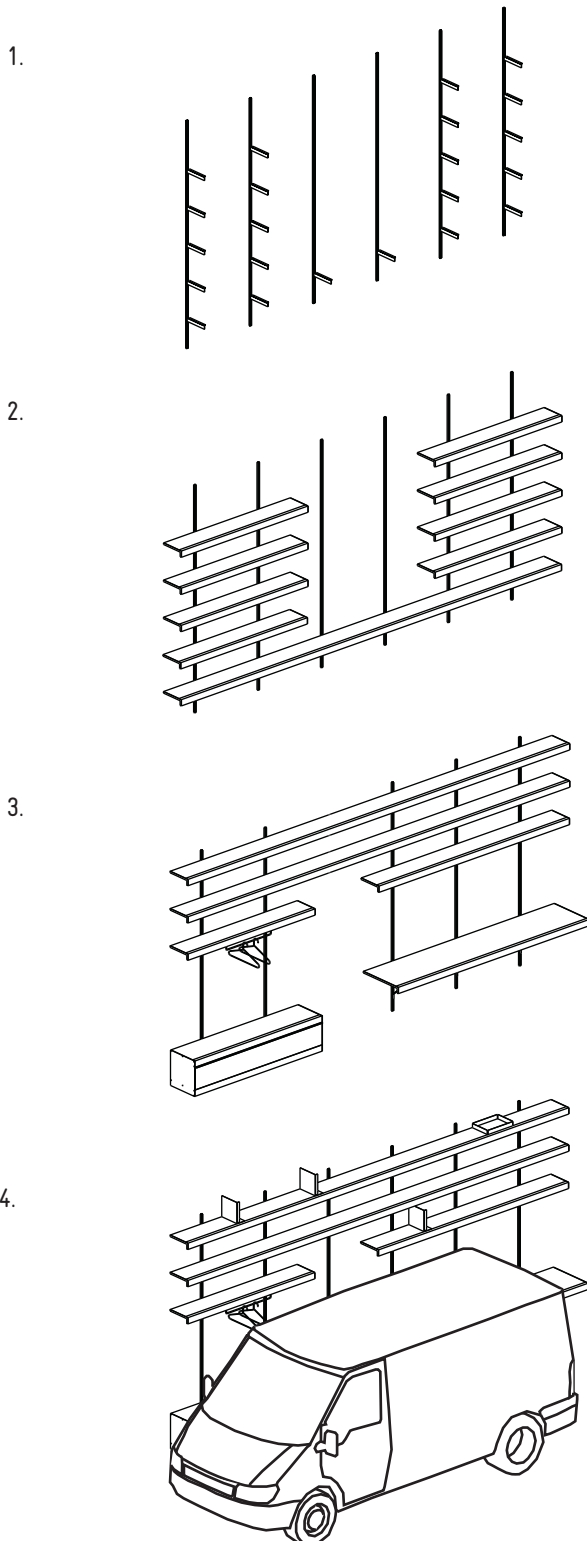


We've combined the best of both worlds, mass produced modular components with a made to measure service. This means you get the simplicity of production, consistency of parts with the bespoke and tailored service of a cabinet maker.

Our system fixes to the wall and then different parts can be added to create your own unique system depending on what your need. Take a look at some of our parts below.



Our shelving system's maximum size for a single system is 5 metres long and 2.4 metres high, but can be configured to any size. Selecting different lengths, depths, finishes and colour combinations gives you a flexibility to suit your space.



STRONG FIXINGS

Our adjustable wall fixings and shelves are incredibly strong. They are designed to hold heavy books and our shelves do not bow or warp. You can even re-adjust the heights between shelves after installation.

MADE TO MEASURE

Every system we produce is unique and designed specifically for you. Our made to measure service ensures you're making the most of your space as our shelves and wall rails can be cut to any size. Single shelves are up to 5 metres in length and systems can be up to 2.4 metres high.

NOT JUST SHELVES

We have a free of charge planning service where we can set out and design a system for you. Our planners can help you select the right shelves, but also give advice about our desks, cabinets and hangers. Our standard finishes are black or white but you can also select wood, lighting or colour finishes.

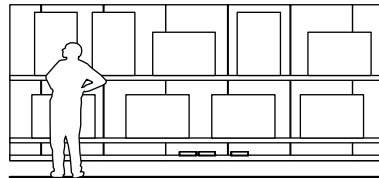
EASY INSTALLATION

Our system is easy to install and we supply all the fitting instructions and wall fixings. Our systems are designed to be fitted to nearly every type of wall and by any competent handyman or builder. We provide a UK installation service and worldwide delivery.

Below we have illustrated a number of examples of how our shelving can be configured. They span across a variety of workspace, domestic and commercial environments. They demonstrate how they can be laid out showing; different sizes, spacing and shelf lengths.



OFFICE ORGANISATION



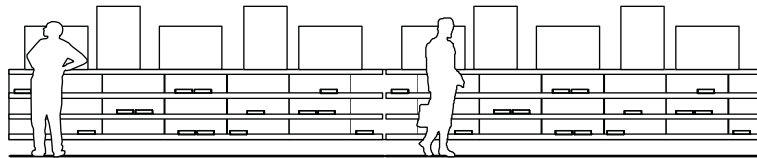
WORKSPACE PRESENTATION WALLS



WALL TO WALL WITH DOOR ACCESS



EXHIBITIONS & RETAIL SPACES



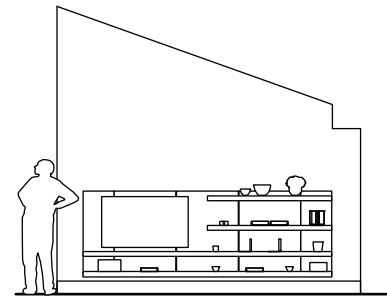
LARGE OFFICE FORMATS



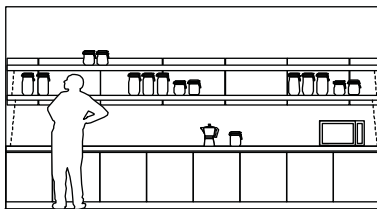
DOMESTIC SMALL ALCOVES



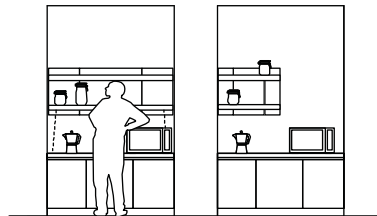
DOMESTIC LARGE ALCOVES



DOMESTIC TV DISPLAYS



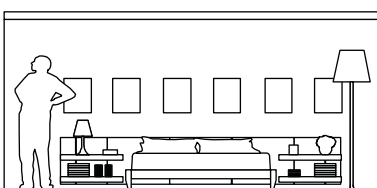
KITCHENS ABOVE WORK SURFACES



WALL TO WALL ADDITIONAL STORAGE



BASEMENT & LOFT CONVERSIONS



BEDSIDE LOW LEVEL SHELVING



HOME OFFICE WORKSTATIONS



AUDIO DISPLAY SYSTEMS

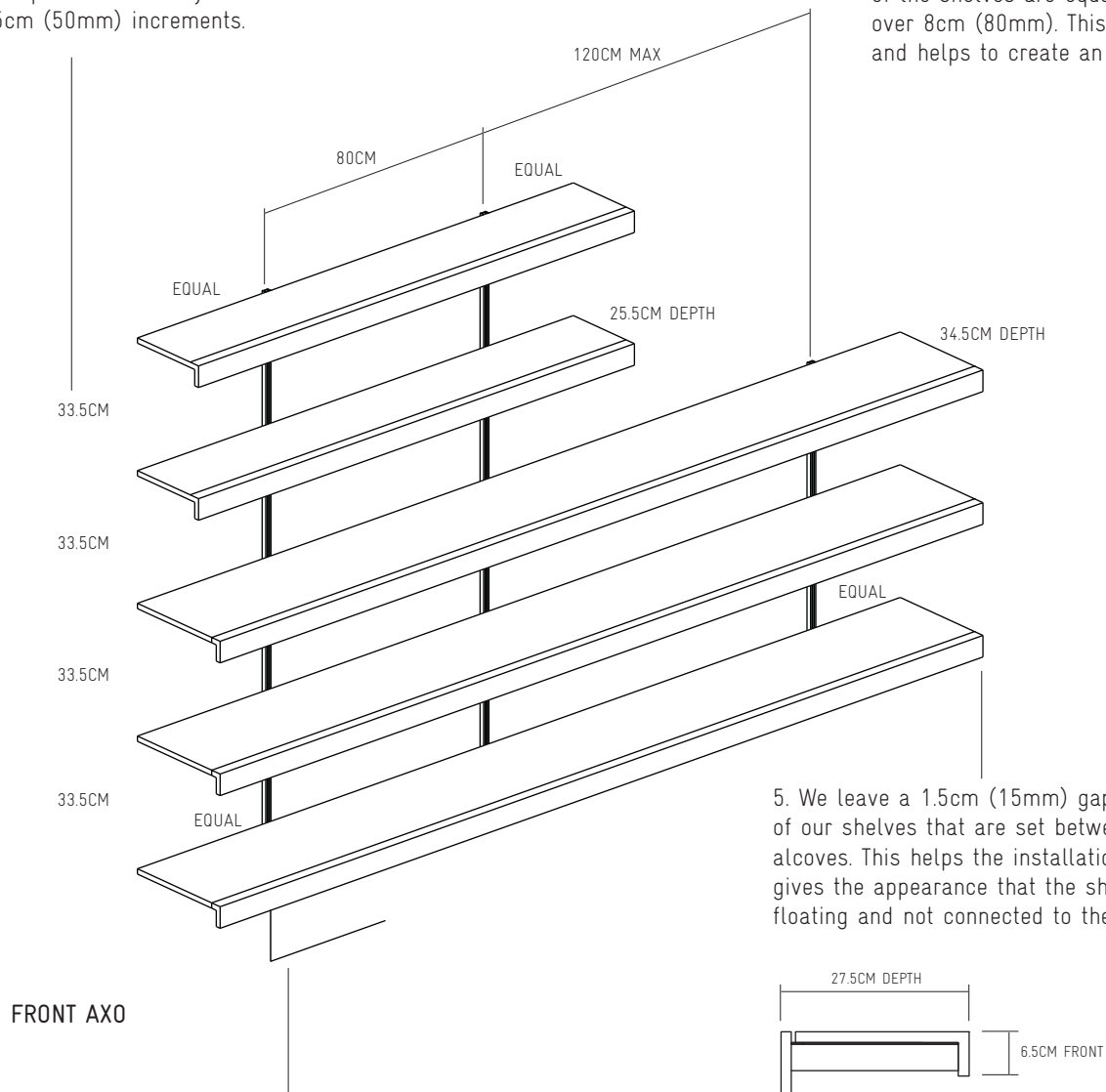
The system can take very heavy loads, but its strength does depend on the quality of the installation, quality of wall and fixing method. We recommend that all the fixing points on the wall rails are used (every 15cm) and that the appropriate fixing is used for your wall type, please see our wall types & Installation Guide. Brackets are designed to take a 20kg load so when using your shelves aim to load the shelf equally along its length.

NB* You must not sit or stand on any part of the shelving system.

1. Our recommended height between shelves is 33.5cm (335mm). This allows for A4 documents to be positioned vertically and most books. Alternatively they can be positioned at any distance apart in 5cm (50mm) increments.

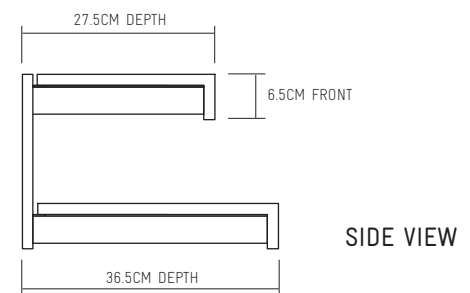
2. The wall rail centres are positioned 80cm apart and the shelves are centred horizontally across them.

3. We would not recommend spanning a distance greater than 1200mm between the wall rails. Ensure the rails are set out correctly so that both remaining ends of the shelves are equal in length and over 8cm (80mm). This ensures stability and helps to create an equal load.



4. Our lighting shelf uses low energy led strips. The led cables are concealed within the shelf and run down the inside of a wall rail. The driver that powers the strips can be located on the underside of the bottom shelf or fixed to the wall but the driver does need to be connected to a standard power socket (UK unless requested).

5. We leave a 1.5cm (15mm) gap either side of our shelves that are set between walls or alcoves. This helps the installation and gives the appearance that the shelves are floating and not connected to the wall.



6. Shelf depth, add an additional 2cm for the wall fixings, the total shelf depths are 27.5cm and 36.5cm from the wall to front face of the shelves.

We provide a free of charge planning service where we will design with you the most suitable shelving system. You can call us, email us or use our online shelf-builder form below to help send an enquiry direct to our planning team. See our steps below.



1. MEASURE YOUR SPACE

Measure the area where you want to position your shelving system. This should be two measurements, one for the width and one measurement for the height. A photograph or sketch is always useful too and you can download our measurement guide for more advice when measuring between walls.

2. TELL US WHAT YOU WANT

Tell us which shelving finish/s you are interested in, what you want to display or organise and if you would like cabinets, desks, lighting, supply only or if you need our installation service. Call us, email us or use our online shelfbuilder form to help (www.madebyonandon.com). You can also ask for samples or visit us at our London showroom to see the system.

3. PLAN WITH US

We have an expert team of planners who can help advise, set out and design your system completely free of charge. We do this via email or phone where we will provide drawings and costs to ensure the design is perfect for you. Changes can be made until you are happy with both the design and quotation.

4. PLACING YOUR ORDER

When you are ready to place the order we will send you an invoice, this will include our payment details. To place the order we require a 50% deposit and 100% payment before delivery. Our made to measure systems can currently take between 3-5 weeks to be dispatched. Once your system has been assembled in our workshop we will contact you to arrange delivery. Please confirm lead times with your planner if placing a large order of systems.

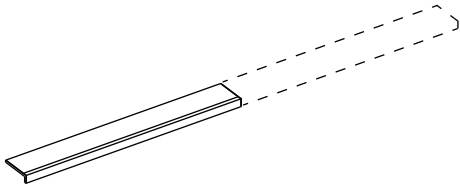
5. DELIVERY

As all of our orders are unique, delivery prices will be confirmed during the quotation stage so long as a delivery address is provided. UK charges vary between £10-100 for a one man delivery depending on the size, quantity of order and your location. Orders of long shelving may require up to two people to deliver and can cost more. A signature is required by the receiver and packages will arrive during business hours 9am – 5.30pm unless otherwise stated.

6. INSTALLATION

Our shelving systems are easy to install and we provide the setting out drawings and fixings for your walls (see our installation guide). If you do not want to install the system yourself, a competent builder or handyman will be able to fit your shelving system. Alternatively we can provide a cost for our installation team, please provide your address at the quotation stage so that we can check if our installation service is available in that area.

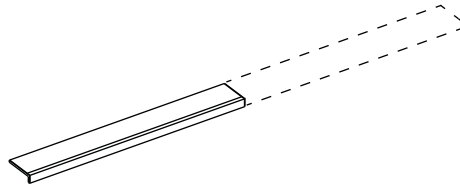
Our shelves come in two depths 25.5cm & 34.5cm. Prices are shown per metre of shelf length but are quoted in 10cm increments. They are then cut to size free of charge. Our standard shelves are white or black and are also available with solid wooden fronts (W) or with continuous integrated low energy lighting (L).



STANDARD SHELF (S255)

LENGTH: 50CM(500MM)-500CM(5000MM)
 DEPTH: 25.5CM(255MM) 27.5CM INCLUDING FIXINGS
 FINISH: SATIN WHITE POWDER COATED
 FIXINGS: RAILS & BRACKETS, BLACK, WHITE OR SILVER
 LOADING: DESIGNED FOR HEAVY BOOKS
 MATERIAL: ALUMINIUM

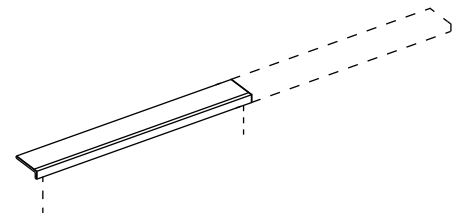
PRICE: £62 PER L/METRE INC VAT



WOOD SHELF (W255)

LENGTH: 50CM(500MM)-500CM(5000MM)
 DEPTH: 25.5CM(255MM) 27.5CM INCLUDING FIXINGS
 FINISH: SOLID WOOD FRONTS & WHITE POWDER COATED
 FIXINGS: RAILS & BRACKETS, BLACK, WHITE OR SILVER
 LOADING: DESIGNED FOR HEAVY BOOKS
 MATERIAL: WALNUT, OAK OR DOUGLAS FIR & ALUMINIUM

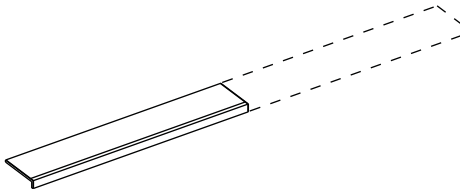
PRICE: £86.40 PER L/METRE INC VAT



LIGHTING SHELF (L255)

LENGTH: 50CM(500MM)-500CM(5000MM)
 DEPTH: 25.5CM(255MM) 27.5CM INCLUDING FIXINGS
 FINISH: SATIN WHITE POWDER COATED
 FIXINGS: RAILS & BRACKETS, WHITE, BLACK OR SILVER
 LOADING: DESIGNED FOR HEAVY BOOKS
 MATERIAL: ALUMINIUM
 LIGHTING: LED WHITE 3000K / 9.6W/M
 WIRING: CONCEALED SEE INSTALLATION GUIDE

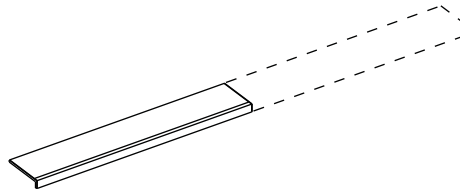
PRICE: £96 PER L/METRE INC VAT



STANDARD SHELF (S345)

LENGTH: 50CM(500MM)-500CM(5000MM)
 DEPTH: 34.5CM(345MM) 36.5CM INCLUDING FIXINGS
 FINISH: SATIN WHITE POWDER COATED
 FIXINGS: RAILS & BRACKETS, WHITE, BLACK OR SILVER
 LOADING: DESIGNED FOR HEAVY BOOKS
 MATERIAL: ALUMINIUM

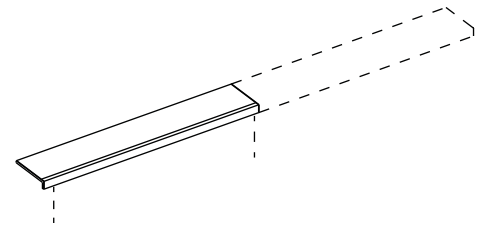
PRICE: £90 PER L/METRE INC VAT



WOOD SHELF (W345)

LENGTH: 50CM(500MM)-500CM(5000MM)
 DEPTH: 34.5CM(345MM) 36.5CM INCLUDING FIXINGS
 FINISH: SOLID WOOD FRONTS & WHITE POWDER COATED
 FIXINGS: RAILS & BRACKETS, WHITE, BLACK OR SILVER
 LOADING: DESIGNED FOR HEAVY BOOKS
 MATERIAL: WALNUT, OAK OR DOUGLAS FIR & ALUMINIUM

PRICE: £114 PER L/METRE INC VAT



LIGHTING SHELF (L345)

LENGTH: 50CM(500MM)-500CM(5000MM)
 DEPTH: 34.5CM(345MM) 36.5CM INCLUDING FIXINGS
 FINISH: SATIN WHITE POWDER COATED
 FIXINGS: RAILS & BRACKETS, WHITE, BLACK OR SILVER
 LOADING: DESIGNED FOR HEAVY BOOKS
 MATERIAL: ALUMINIUM
 LIGHTING: LED WHITE 3000K / 9.6W/M
 WIRING: CONCEALED SEE INSTALLATION GUIDE

PRICE: £126 PER L/METRE INC VAT

Wall rails come in five standard sizes (*NB our longest rail length can be 240cm) and we can then cut to any size free of charge. Wall brackets are slotted into the rail from the top or bottom. Brackets are adjustable vertically by 5cm increments along the wall rail. They are both available in black, white or silver (anodised aluminium).



WALL RAIL 2065

SIZE 206.5CM
FINISH SILVER, WHITE, BLACK

£34.80 INC VAT EACH



WALL RAIL 1665

SIZE 166.5CM
FINISH SILVER, WHITE, BLACK

£28.80 INC VAT EACH



WALL RAIL 1265

SIZES 126.5CM
FINISH SILVER, WHITE, BLACK

£22.80 INC VAT EACH



WALL RAIL 865

SIZES 86.5CM
FINISH SILVER, WHITE, BLACK

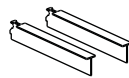
£16.80 INC VAT EACH



WALL RAIL 465

SIZES 46.5CM
FINISH SILVER, WHITE, BLACK

£10.80 INC VAT EACH



SHELF BRACKET

FINISH SILVER, WHITE, BLACK
255 & 345 SHELVES

255 - £6.00 INC VAT EACH
345 - £9.60 INC VAT EACH

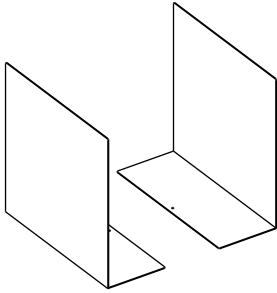


END CAPS

FINISH SATIN WHITE
255 & 345 SHELVES

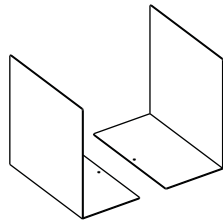
255 - £1.20 INC VAT EACH
345 - £2.40 INC VAT EACH

Our accessories are all made from aluminium and finished white. They have been designed to perform specific functions and can be bought separately. They are all non-slip and are designed to work perfectly with our shelving system.



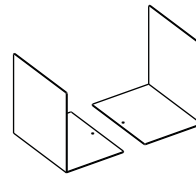
XL BOOKEND

SIZE: H300 X W120 X D310MM
 FINISH: WHITE
 DESIGN: 345 SHELF DEPTH
 PURPOSE: ORGANISE FOLDERS
 PRICE: £18 INC VAT EACH



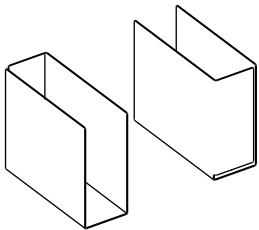
LARGE BOOKEND

SIZE: H220 X W120 X D220MM
 FINISH: WHITE
 DESIGN: 255 SHELF DEPTH
 PURPOSE: SUPPORT LARGE BOOKS
 PRICE: £12 INC VAT EACH



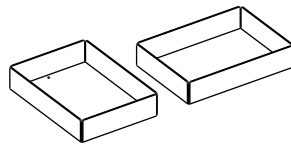
BOOKEND

SIZE: H160 X W120 X D160MM
 FINISH: WHITE
 DESIGN: FITS 345 SHELVES
 PURPOSE: SUPPORT BOOKS
 PRICE: £8 INC VAT EACH



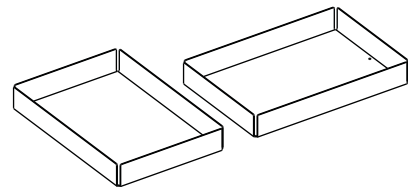
HOLDER

SIZE: H180 X W80 X D220MM
 FINISH: WHITE
 DESIGN: FITS 345 SHELVES
 PURPOSE: MAGAZINES & PAPERS
 PRICE: £18 INC VAT EACH



TRAY

SIZE: H40 X W160 X D220MM
 FINISH: WHITE
 DESIGN: FITS 345 SHELVES
 PURPOSE: HOLD A5 PAPER SIZE
 PRICE: £18 INC VAT EACH



LARGE TRAY

SIZE: H40 X W320 X D220MM
 FINISH: WHITE
 DESIGN: FITS 345 SHELVES
 PURPOSE: HOLD A4 PAPER SIZE
 PRICE: £24 INC VAT EACH

Please contact us below at our studio and workshop. Speak to one of our planners for our free planning service.

ON&ON creative systems Ltd.
Unit 6 Executive Park,
Hatfield Road,
Hertfordshire, AL1 4TA

T- +44 (0)1727 834 043
E- Studio@madebyonandon.com
W- www.madebyonandon.com

We are open:

Monday 9.30am – 5.00pm

Tuesday 9.30am – 5.00pm

Wednesday 9.30am – 5.00pm

Thursday 9.30am – 5.00pm

Friday 9.30am – 3.30pm

and closed on UK public holidays.