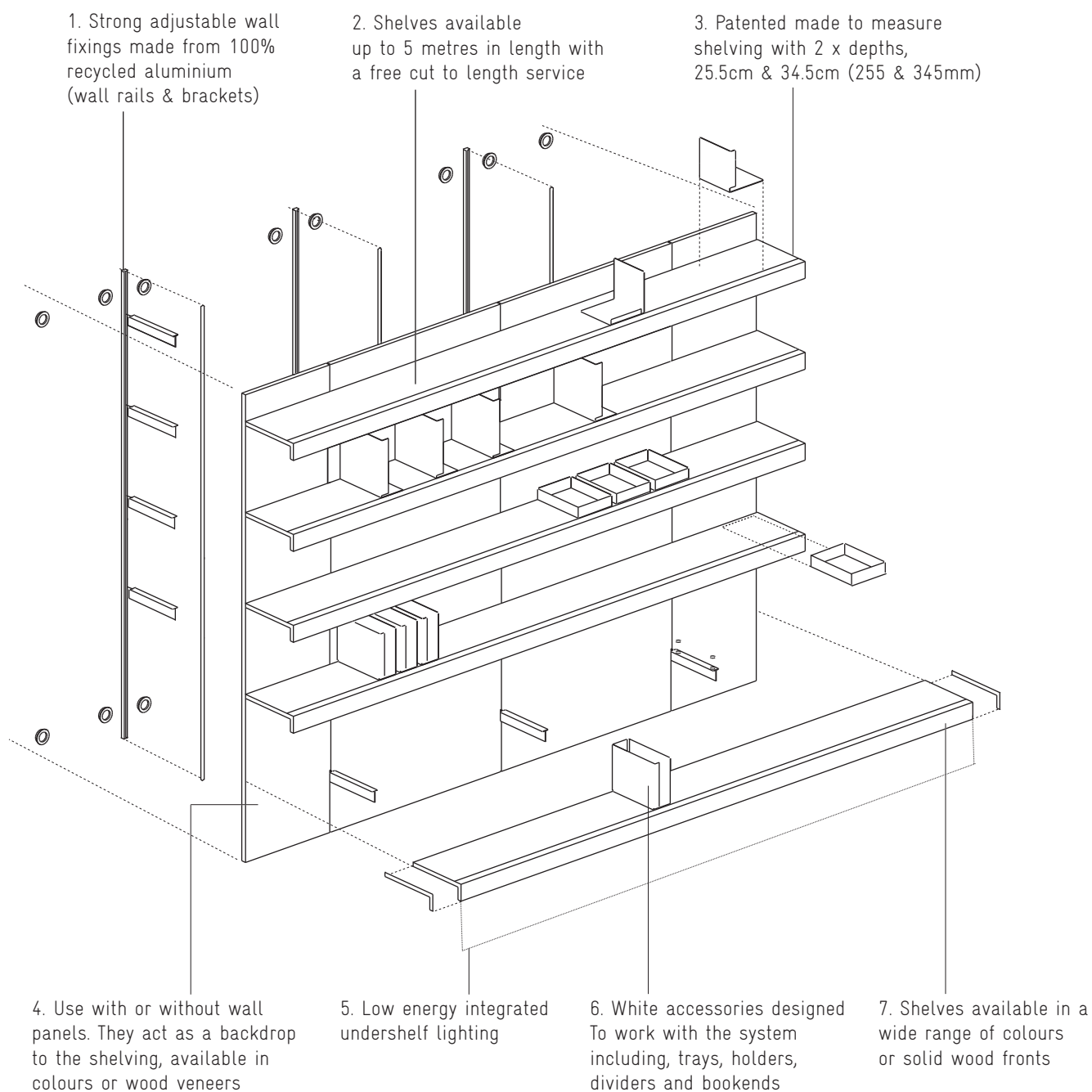




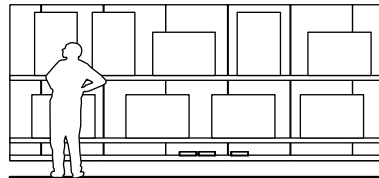
Sometimes shelving systems just aren't flexible enough. So we've created a system that's more than modular. We combine the best of both worlds, mass produced modular components with a made to measure service. This means you get the simplicity of production, consistency of parts with the bespoke and tailored service of a cabinet maker.



Below we have illustrated a number of examples of how our shelving can be configured. They span across a variety of workspace, domestic and commercial environments. They demonstrate how they can be laid out showing; different sizes, spacing and shelf lengths.



OFFICE ORGANISATION



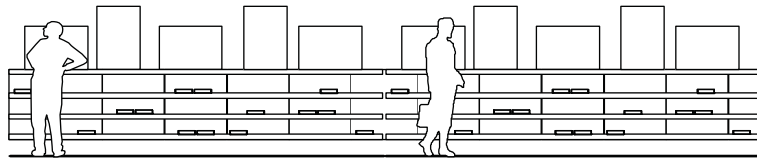
WORKSPACE PRESENTATION WALLS



WALL TO WALL WITH DOOR ACCESS



EXHIBITIONS & RETAIL SPACES



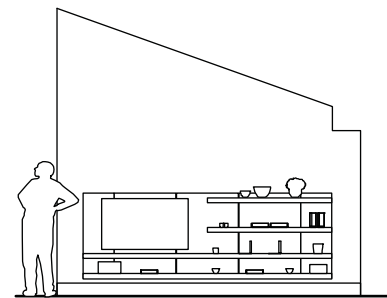
LARGE OFFICE FORMATS



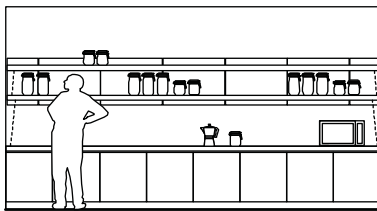
DOMESTIC SMALL ALCOVES



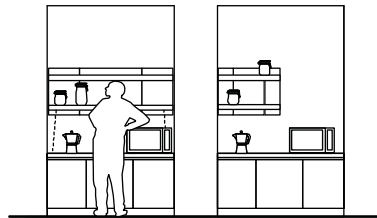
DOMESTIC LARGE ALCOVES




DOMESTIC TV DISPLAYS



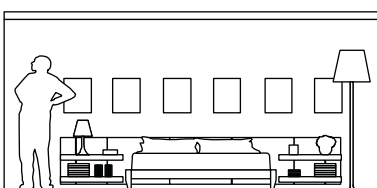
KITCHENS ABOVE WORK SURFACES



WALL TO WALL ADDITIONAL STORAGE



BASEMENT & LOFT CONVERSIONS



BEDSIDE LOW LEVEL SHELVING

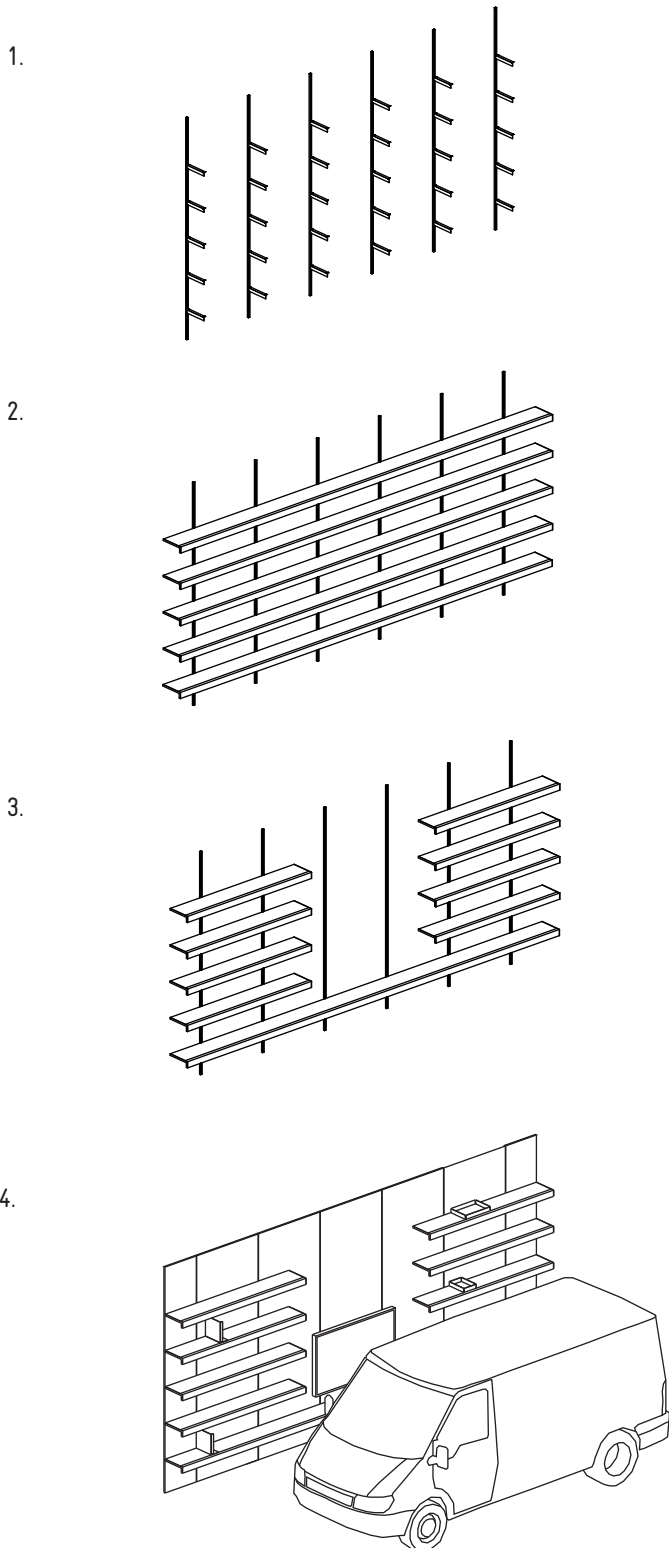


HOME OFFICE WORKSTATIONS



AUDIO DISPLAY SYSTEMS

Our shelving system's maximum size is 5 metres long and 2.4 metres high, but can be configured to any size. Selecting different lengths, depths, finishes and colour combinations gives you a flexibility to suit your space.



## INCREDIBLY STRONG

All wall rails are screwed onto the walls, shelf brackets are inserted in to the rail and are adjustable vertically. Together they are incredibly strong, and we can fix them into nearly every type of wall.

## SHELVES

Shelves are positioned on top of the shelf brackets and fixed in place. Our shelves are made from 100% recycled aluminium and are so strong they will not bend or sag. Our shelves are up to 5 metres in length and we can cut them to any length free of charge.

## DESIGN FLEXIBILITY

Different combinations of shelf type, shelf length and shelf depth can be used within the same system and shelves can be added, removed and adjusted vertically with 5cm increments. We also provide a free of charge planning service where we can design a system for you.

## FINISHING OFF

Additional wall panels can be added to act as a back drop to the shelves and a range of accessories can be added to complement the system. We also provide site visits, an installation service and worldwide delivery.

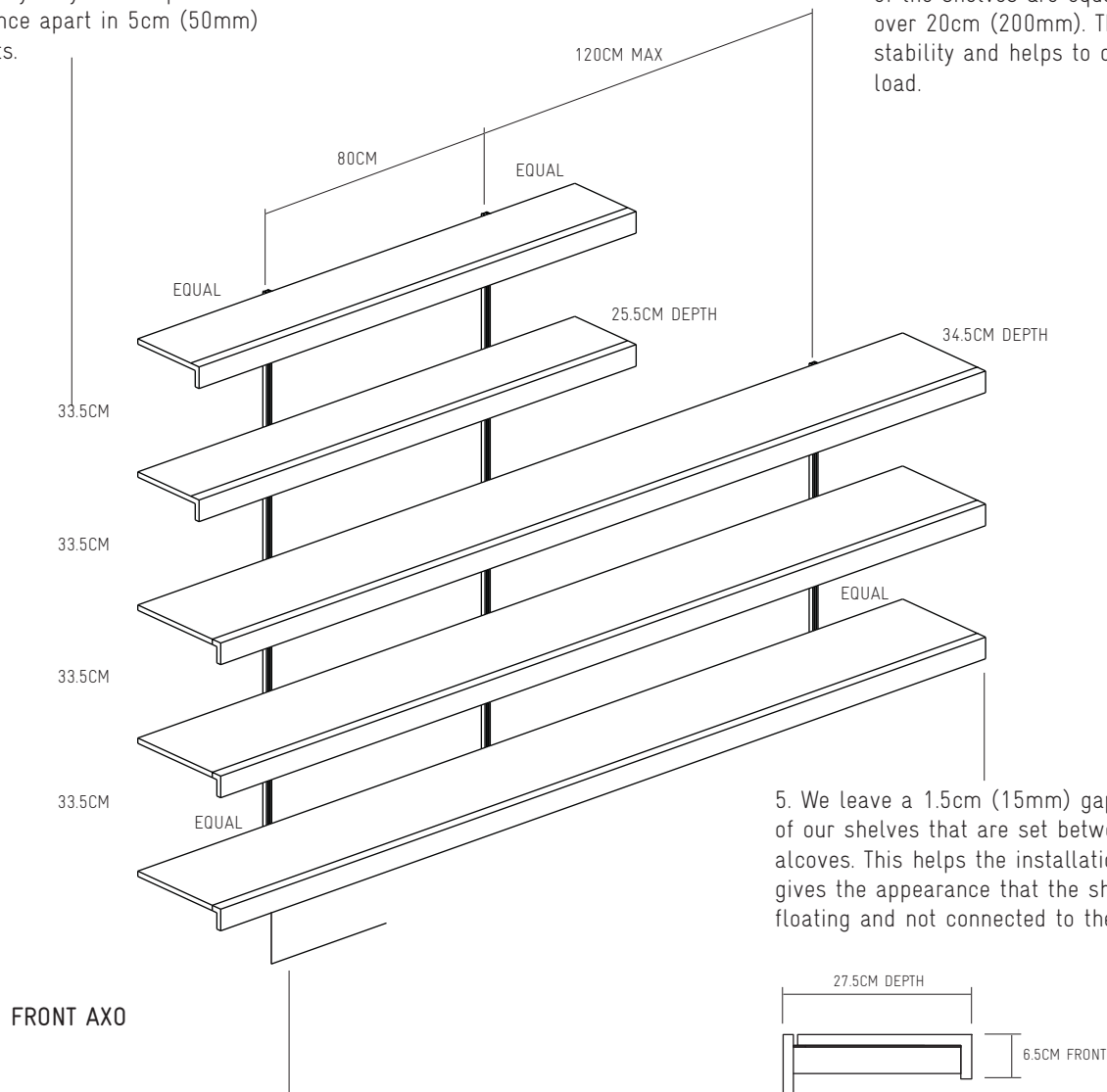
The system can take very heavy loads, but it does depend on the quality of the installation, quality of wall and fixing method. We recommend that all the fixing points on the wall rails are used (every 15cm) and that the appropriate fixing is used for your wall type, please see our wall types & Installation Guide.

NB\* You must not sit or stand on any part of the shelving system.

1. Our recommended height between shelves is over 33.5cm (335mm). This allows for A4 documents to be positioned vertically and most books. Alternatively they can be positioned at any distance apart in 5cm (50mm) increments.

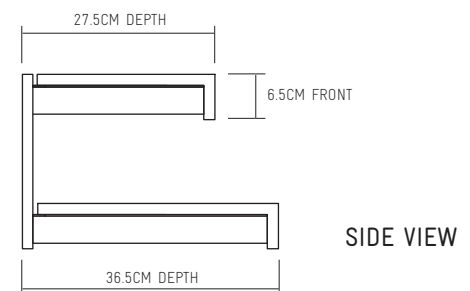
2. The wall rail centres are positioned 80cm apart and the shelves are centred horizontally across them.

3. We would not recommend spanning a distance greater than 1200mm between the wall rails. Ensure the rails are set out correctly so that both remaining ends of the shelves are equal in length and over 20cm (200mm). This ensures stability and helps to create an equal load.



4. Our lighting shelf uses low energy led strips. The led cables are concealed within the shelf and run down the inside of a wall rail. The driver that powers the strips can be located on the underside of the bottom shelf or fixed to the wall but the driver does need to be connected to a standard power socket (UK unless requested).

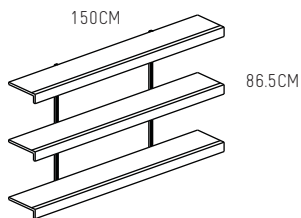
5. We leave a 1.5cm (15mm) gap either side of our shelves that are set between walls or alcoves. This helps the installation and gives the appearance that the shelves are floating and not connected to the wall.



6. Shelf depth, add an additional 2cm for the wall fixings, the total shelf depths are 27.5cm and 36.5cm from the wall to front face of the shelves.

Below we have illustrated a variety of configurations and sizes to give you an idea of the cost. All the shelves are our standard white or black range. They do not include wood shelves, wall panels or lighting.

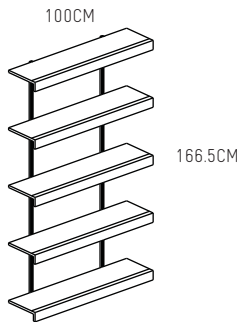
1.



## HOME OFFICE

3 X 150CM STANDARD SHELVES  
SHELF DEPTH 25.5CM  
£ 356.40 INC VAT

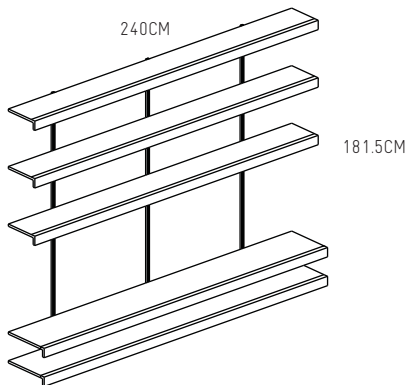
2.



## ALCOVE SYSTEM

5 X 100CM STANDARD SHELVES  
SHELF DEPTH 25.5CM  
£ 436.80 INC VAT

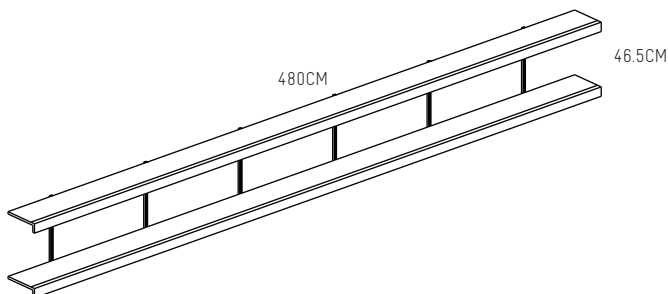
3.



## TV SYSTEM

3 X 240CM STANDARD SHELVES  
2 X 240CM STANDARD SHELVES  
SHELF DEPTH 25.5CM & 34.5CM  
£ 1100.40 INC VAT

4.



## OFFICE STORAGE

2 X 480CM STANDARD SHELVES  
SHELF DEPTH 25.5CM  
£ 734.88 INC VAT

We provide a free of charge planning service where we will design with you the most suitable shelving system. You can either call us, email us or use our online shelf-builder to help send an enquiry direct to our planning team. Below are five simple steps to help you purchase a system.

## 1. MEASURE YOUR SPACE

Please measure the area where you want to position your shelves. This should be two measurements, one for the width and one measurement for the height. Use a tape measure to take the measurements in centimeters or millimeters and a photograph is always useful. (you can download our measurement guide).

## 2. TELL US WHAT YOU WANT

We hope you get an idea from the range shown on our website and literature of some of the different looks that can be achieved. Tell us what you want to display or organise, how many shelves, depth of shelves, if you want lighting, wall panels and if you need any accessories.

## 3. PLAN WITH US

Our planning service is there to demonstrate the best way to configure the system and we can help recommend combinations of colours and finishes. We will provide you with drawings to demonstrate how the shelves are laid out and how they are best positioned on your walls. Place the order when you are happy with the design and quotation.

## 4. DELIVERY

Our products are made to measure in our UK workshops and the systems can currently take between 3-5 weeks to arrive once the order has been placed.

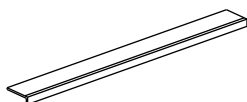
As all of our orders are unique, delivery prices will be confirmed during the quotation so long as a delivery address is provided. Once your order has been assembled we will contact you to arrange the delivery.

UK charges vary between £6-100 for a one man delivery depending on the size, quantity of order and your location. Orders of long shelving may require up to two people to deliver and can cost up to £250, otherwise all other orders are delivered by a single person boxed to your front door.

## 5. INSTALLATION

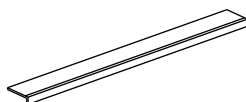
We can provide you with the correct setting out drawings and fixings for your walls (see our installation guide). If you do not want to install the system yourself, a builder or handyman will be able to fit your shelves. Otherwise we can provide a cost for our own installation team, just contact us.

Our shelves come in two depths 25.5cm & 34.5cm. Prices are shown per metre of shelf length but prices calculated within 10cm they are then cut to the exact length free of charge. Our standard shelves are white or black and are also available with solid wooden fronts (W) or with continuous integrated low energy lighting (L).



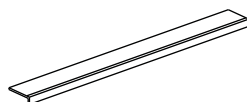
### STANDARD SHELF (S255)

25.5CM DEPTH (255MM)  
FINISH WHITE & BLACK  
£64.80 INC VAT (PRICE PER METRE)



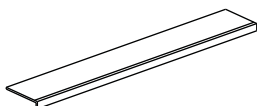
### WOOD SHELF (W255)

25.5CM DEPTH (255MM)  
FINISH OAK & WALNUT FRONT  
£86.40 INC VAT (PRICE PER METRE)



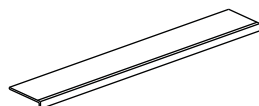
### LIGHTING SHELF (L255)

25.5CM DEPTH (255MM)  
FINISH WHITE & BLACK WITH LIGHTING  
£94.20 INC VAT (PRICE PER METRE)



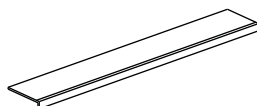
### STANDARD SHELF (S345)

34.5CM DEPTH (345MM)  
FINISH WHITE & BLACK  
£88.80 INC VAT (PRICE PER METRE)



### WOOD SHELF (W345)

34.5CM DEPTH (345MM)  
FINISH OAK & WALNUT FRONT  
£114.00 INC VAT (PRICE PER METRE)



### LIGHTING SHELF (L345)

34.5CM DEPTH (345MM)  
FINISH WHITE WITH LIGHTING  
£124.80 INC VAT (PRICE PER METRE)



Wall rails come in five standard sizes (\*NB our longest rail length can be 240cm) and we can then cut to any size free of charge. Wall brackets are slotted into the rail from the top or bottom. Brackets are adjustable vertically by 5cm increments along the wall rail. They are both available in black, white or silver (anodised aluminium).



## WALL RAIL 2065

SIZE 206.5CM  
FINISH SILVER, WHITE, BLACK  
£32.40 INC VAT EACH



## WALL RAIL 1665

SIZE 166.5CM  
FINISH SILVER, WHITE, BLACK  
£26.40 INC VAT EACH



## WALL RAIL 1265

SIZES 126.5CM  
FINISH SILVER, WHITE, BLACK  
£20.40 INC VAT EACH



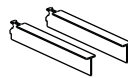
## WALL RAIL 865

SIZES 86.5CM  
FINISH SILVER, WHITE, BLACK  
£14.40 INC VAT EACH



## WALL RAIL 465

SIZES 46.5CM  
FINISH SILVER, WHITE, BLACK  
£8.40 INC VAT EACH



## SHELF BRACKET

FINISH SILVER, WHITE, BLACK  
255 & 345 SHELVES  
255 - £4.80 INC VAT EACH  
345 - £8.40 INC VAT EACH



## END CAPS


FINISH SATIN WHITE  
255 & 345 SHELVES  
255 - £1.20 INC VAT EACH  
345 - £2.40 INC VAT EACH



## WALL PANEL FIXINGS

SIZES 55MM DIAMETER  
FINISH WHITE  
£1.08 INC VAT EACH


Our panels come in three widths 20, 40 & 80cm and four heights 60, 120, 180 and 240cm. We can cut these down to size to match a specific dimension. We have a small range of colour and wood finishes to choose from, please ask to see our colour and finishes page to make a selection.



## WALL PANEL 2400

COLOUR WOOD


SMALL: W200 X H2400 X D15MM	£133.20 INC VAT	£142.80 INC VAT
MEDIUM: W400 X H2400 X D15MM	£236.40 INC VAT	£249.60 INC VAT
LARGE: W800 X H2400 X D15MM	£364.80 INC VAT	£384.00 INC VAT



## WALL PANEL 1800

COLOUR WOOD

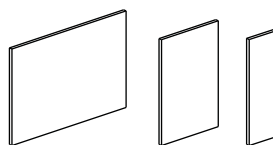
SMALL: W200 X H1800 X D15MM	£109.20 INC VAT	£115.20 INC VAT
MEDIUM: W400 X H1800 X D15MM	£205.20 INC VAT	£217.20 INC VAT
LARGE: W800 X H1800 X D15MM	£291.60 INC VAT	£313.20 INC VAT



## WALL PANEL 1200

COLOUR WOOD

SMALL: W200 X H1200 X D15MM	£81.60 INC VAT	£85.20 INC VAT
MEDIUM: W400 X H1200 X D15MM	£141.60 INC VAT	£146.40 INC VAT
LARGE: W800 X H1200 X D15MM	£183.60 INC VAT	£192.00 INC VAT

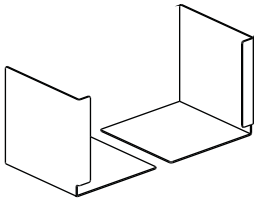


## WALL PANEL 600

COLOUR WOOD

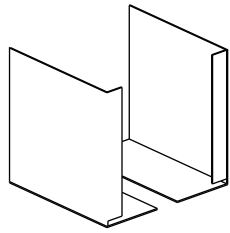
SMALL: W200 X H600 X D15MM	£48.00 INC VAT	£51.60 INC VAT
MEDIUM: W400 X H600 X D15MM	£70.80 INC VAT	£78.00 INC VAT
LARGE: W800 X H600 X D15MM	£93.60 INC VAT	£103.20 INC VAT

Our accessories are all made from aluminium and finished white. They have been designed to perform specific functions and can be bought separately. They are all non-slip and are designed to work perfectly with our shelving system.



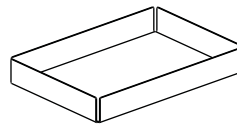
**BOOK ENDS (Left/Right)**

SIZE W16 X H16 X D16CM  
FINISH GLOSS WHITE  
£8.00 INC VAT EACH



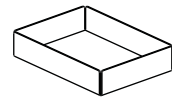
**DIVIDERS (Left/Right)**

SIZE W12 X H22 X D22CM  
FINISH GLOSS WHITE  
£15.00 INC VAT EACH



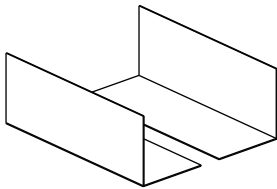
**TRAY LARGE**

SIZE W32 X H4 X D22CM  
FINISH GLOSS WHITE  
£24.00 INC VAT



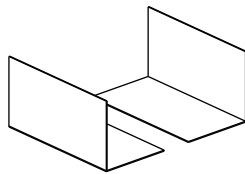
**TRAY SMALL**

SIZE W16 X H4 X D22CM  
FINISH GLOSS WHITE  
£18.00 INC VAT



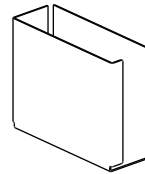
**SHELF END LARGE**

SIZE W11.5 X H11.5 X D31CM  
FINISH WHITE  
£12.00 INC VAT EACH



**SHELF END SMALL**

SIZE W11.5 X H11.5 X D22CM  
FINISH WHITE  
£8.00 INC VAT EACH



**HOLDER**

SIZE W8 X H18 X D22CM  
FINISH GLOSS WHITE  
£21.00 INC VAT



**PEN POT**

SIZE W6 X H9 X D8.5CM  
FINISH WHITE  
£8.00 INC VAT

Please contact us below at our studio and workshop. Speak to one of our planners for our free planning service.

ON&ON creative systems Ltd.  
Unit 6 Harvington Park,  
Tunnel Way, Pitstone,  
Hertfordshire, LU7 9GX

T- +44 (0)1727 834 043  
E- [Studio@madebyonandon.com](mailto:Studio@madebyonandon.com)  
W- [www.madebyonandon.com](http://www.madebyonandon.com)

We are open:

Monday 9.30am – 5.00pm

Tuesday 9.30am – 5.00pm

Wednesday 9.30am – 5.00pm

Thursday 9.30am – 5.00pm

Friday 9.30am – 3.30pm

and closed on UK public holidays.